

Tiger Dental

Do you need expansion, distalization, or both?

DEVICE

Distalization

TopJet Distalizer



The TopJet Distalizer is a molar distalisation device with which the posterior maxillary teeth on one or both sides can be distalised approx. 0.8 mm per month, without further manual assistance.

Expansion

MICRO2 / MICRO4



The MICRO appliances are purely bone borne expanders. The MICRO2 expander is attached to two mini-screws and used for patients until the age of 13. For older patients, the MICRO4 expander uses 4 mini-screws for the expansion.

Distalize & Expand

MICRO2 / MICRO4 Hybrid Expander



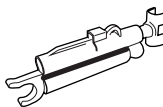
The Hybrid Expander uses two or four mini-screws for expansion and retention arms to retain priorly distalized molars.

DESCRIPTION

Bone Borne

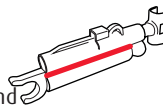


Topjet 250 is recommended for dentition with only the first molar (250gr).



Topjet 360

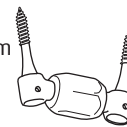
applies a stronger force for dentition with first and second molar (360gr). So is recommended for adults when 1st and 2nd molar needs to be moved.



Bone Borne



MICRO 2 is used with 2 and ø 2,5mm miniscrews (L 12/14mm). Is recommended for children up to 13 years old.



MICRO 4 is used with 4 and ø 2,5mm miniscrews (L 14/16mm) and is used for patients older than 13 years old.



Tooth Borne



Bone Borne



If distalization then expansion is needed, the doctor can distalize the molars first using the Topjet and use a Hybrid Expander to retain the molars distal, while expanding at the same time.

Patient Age

7-10 years old (Topjet 250)

7-13 years old (MICRO2)

7-13 years old (MICRO2 Hybrid)

11-99 years old (Topjet 360)

14-99 (MICRO4)

14-99 years old (MICRO4 Hybrid)

Recommendations according to Dr. Heinz Winsauer



Which MINI SCREW do you need?

Treatments	Distalization	Expansion	Distalize & Expand
Patient Age	POSITION & ANGULATION OF MINISCREWS		
up to 13	M4	M4	M4
from 13 to 17	M4	M4/M5	M4/M5
18 and older	M4	M4/M5	M4/M5
	LENGTH & DIAMETER		
Gothic palate			
up to 13	∅ 2,0 mm & ∓ 14 mm	∅ 2,5 mm & ∓ 14 mm	∅ 2,5 mm & ∓ 14 mm
from 13 to 17	∅ 2,0 mm & ∓ 14-16mm	∅ 2,5 mm & ∓ 14-16mm	∅ 2,5 mm & ∓ 14-16 mm
18 and older	∅ 2,0 mm & ∓ 16 mm	∅ 2,5 mm & ∓ 16 mm**	∅ 2,5 mm & ∓ 16 mm
Normal palate			
up to 13	∅ 2,0 mm & ∓ 12 mm	∅ 2,5 mm & ∓ 12 mm	∅ 2,5 mm & ∓ 12 mm
from 13 to 17	∅ 2,0 mm & ∓ 12-14 mm	∅ 2,5 mm & ∓ 12-14 mm	∅ 2,5 mm & ∓ 12-14 mm
18 and older	∅ 2,0 mm & ∓ 14-16 mm	∅ 2,5 mm & ∓ 14-16 mm**	∅ 2,5 mm & ∓ 14-16 mm

** In this cases is necessary a waiting period of 3 months before inserction of appliance. The other cases, the appliance can be directly inserted.

